



North America's Diversified Rare-Earth Exploration Company



▼
CORPORATE PRESENTATION APRIL 2025
CSE: NTMC | OTCQB: NTMFF | FSE: V690

Legal Disclaimer



THIS MANAGEMENT PRESENTATION (The "presentation") was prepared as a summary overview only of the current affairs of NeoTech Metals Corp. ("NeoTech Metals" or the "Company") and was not prepared for the purpose of assisting prospective investors in making a decision to invest in NeoTech Metals. Information disclosed in this presentation is current as of October 2023, except as otherwise provided herein and NeoTech Metals does not undertake or agree to update this presentation after the date hereof. All information contained in this presentation is derived solely from management of NeoTech Metals and otherwise publicly available third-party information that has not been independently verified by the company. Further, the company does not make any representation as to the completeness, truth or accuracy of the information contained in this presentation. The company expressly warns readers not to rely on the information contained herein as advice (legal, financial, tax or otherwise) to current or potential investors. Accordingly, any use of this information is at your risk and without liability to the company. This presentation does not constitute and should not be construed as either a public or private offer to sell or the solicitation of an offer to purchase securities in the capital stock of NeoTech Metals in any jurisdiction in which such offer, solicitation or sale would be unlawful. Each prospective investor should contact his/her or its own legal adviser, independent financial adviser or tax adviser for legal, financial or tax advice regarding investment related decisions respecting the securities of the company. No person has been authorized to give any information or make any representation other than those contained in this presentation and, if given and/or made, such information or representations must not be relied upon as having been so authorized.

FORWARD-LOOKING INFORMATION This Presentation contains certain statements, which may constitute "forward-looking information" within the meaning of Canadian securities law requirements. Forward-looking information involves statements that are not based on historical information but rather relate to future operations, strategies, financial results or other developments. Forward-looking information is necessarily based upon estimates and assumptions, which are inherently subject to significant business, economic and competitive uncertainties and contingencies, many of which are beyond NeoTech Metals control and many of which, regarding future business decisions, are subject to change. These uncertainties and contingencies can affect actual results and could cause actual results to differ materially from those expressed in any forward-looking statements made by or on NeoTech Metals behalf. Although NeoTech Metals has attempted to identify important factors that could cause actual actions, events or results to differ materially from those described in forward-looking information, there may be other factors that cause actions, events or results to differ from those anticipated, estimated or intended. All factors should be considered carefully, and readers should not place undue reliance on NeoTech Metals forward-looking information. Examples of such forward-looking information within this Presentation include statements relating to the future price of minerals, future capital expenditures, success of exploration activities, mining or processing issues, government regulation of mining operations and environmental risks. Generally, forward-looking information can be identified by the use of forward-looking terminology such as "expects," "estimates," "anticipates," or variations of such words and phrases (including negative and grammatical variations) or statements that certain actions, events or results "may," "could," "might" or "occur."

FORWARD-LOOKING STATEMENTS are not guarantees of future performance and involve risks, uncertainties and assumptions, which are difficult to predict. Assumptions underlying NeoTech Metals expectations regarding forward-looking statements or information contained in this Presentation include, among others, NeoTech Metals ability to comply with applicable governmental regulations and standards, its success in implementing its strategies, achieving its business objectives, the ability to raise sufficient funds from equity financings in the future to support its operations, and general business and economic conditions. The foregoing list of assumptions is not exhaustive. Prospective investors reading this Presentation are cautioned that forward-looking statements are only predictions, and that NeoTech Metals actual future results or performance are subject to certain risks and uncertainties including: risks related to NeoTech Metals mineral properties being subject to prior unregistered agreements, transfers or claims and other defects in title; risks related to NeoTech Metals history of losses, which may continue in the future; risks related to increased competition and uncertainty related to additional financing that could adversely affect its ability to attract necessary capital funding or obtain suitable properties for mineral exploration in the future; risks related to its officers and directors becoming associated with other natural resource companies, which may give rise to conflicts of interest; uncertainty and volatility related to stock market prices and conditions; further equity financing(s), which may substantially dilute the interests of NeoTech Metals shareholders; risks relating to its exploration operations; dependence on general economic, market or business conditions; changes in business strategies; environmental risks and remediation measures; and changes in laws and regulations.

FORWARD-LOOKING ASSUMPTIONS/ESTIMATES in this Presentation reflects NeoTech Metals current views with respect to future events and are necessarily based upon a number of assumptions and estimates that, while considered reasonable by NeoTech Metals, are inherently subject to significant business, economic, competitive, political and social uncertainties and contingencies. Many factors, both known and unknown, could cause actual results, performance or achievements to be materially different from the results, performance or achievements that are or may be expressed or implied by such forward-looking information contained in this Presentation and documents incorporated by reference, and we have made assumptions based on or related to many of these factors. Such factors include, without limitation: fluctuations in spot and forward markets for silver, gold, base and rare metals and certain other commodities (such as natural gas, fuel oil and electricity); restrictions on mining in the jurisdictions in which NeoTech Metals operates; laws and regulations governing our operation, exploration and development activities; its ability to obtain or renew the licenses and permits necessary for the operation and expansion of its existing operations and for the development, construction and commencement of new operations; risks and hazards associated with the business of mineral exploration, development and mining (including environmental hazards, potential unintended releases of contaminants, industrial accidents, unusual or unexpected geological or structural formations, pressures, cave-ins and flooding); inherent risks associated with tailings facilities and heap leach operations, including failure or leakage; the speculative nature of mineral exploration and development; the inability to determine, with certainty, production and cost estimates; inadequate or unreliable infrastructure (such as roads, bridges, power sources and water supplies); environmental regulations and legislation; the effects of climate change, extreme weather events, water scarcity, and seismic events, and the effectiveness of strategies to deal with these issues; risks relating to NeoTech Metals exploration operations; fluctuations in currency markets (such as the US dollar versus the Canadian dollar); the volatility of the metals markets, and its potential to impact our ability to meet its financial obligations; NeoTech Metals ability to recruit and retain qualified personnel; employee relations; disputes as to the validity of mining or exploration titles or claims or rights, which constitute most of its property holdings; NeoTech Metals ability to complete and successfully integrate acquisitions; increased competition in the mining industry for properties and equipment; limited supply of materials and supply chain disruptions; relations with and claims by indigenous populations; relations with and claims by local communities and non-governmental organizations; the effectiveness of its internal control over financial reporting; claims and legal proceedings arising in the ordinary course of business activities.

Forward-looking information is made based on management's beliefs, estimates and opinions and are given only as of the date of this Presentation. NeoTech Metals undertakes no obligation to update forward-looking information if these beliefs, estimates and opinions or other circumstances should change, except as may be required by applicable law. Current and potential investors should not place undue reliance on forward-looking statements due to the inherent uncertainty therein. All forward-looking information is expressly qualified in its entirety by this cautionary statement.

HISTORIC RESOURCES. This Presentation contains information on samples from, and geological features on, the various property claims, as well as information on deposits as historic data from previously published public information. A qualified person has not done sufficient work to classify any of the references discussed in this Presentation as current mineral resources or mineral reserves and these estimates are being treated as historical in nature and not as current mineral resources or mineral reserves. Accordingly, these historical estimates are presented only for the purposes of assisting in describing the extent of Metals mineralization and to outline the exploration potential. Any historic samples are by their nature selective and are not necessarily indicative of the general geology or grade within the property(s) and are not contained in a National Instrument 43-101 report and are provided for context only. These estimates should not be relied upon for assessing the merits of the NeoTech Metals properties.

The scientific and technical content in this material has been reviewed and approved by Jared Galenzoski, P. Geo., who is a "qualified person" as defined by National Instrument 43-101 –Standards of Disclosure for Mineral Projects

Overview

Global Demand

- China accounted for 70% of world mine production of rare earths in 2022.
- China is home to at least 85% of the world's capacity to process rare earth ores.
- The United States sources most of its rare earth imports from China.
- The U.S. government announced that Canadian companies can be eligible for the Defense Production Act that will be awarded as grants, not loans, to companies that can help secure domestic REE supply.
- Canada and the U.S. signed a Memorandum of Understanding confirming Canada's participation in the U.S.-led Energy Resource Governance Initiative (ERGI), part of a multi-pronged strategy by Washington to break free of China's near-monopoly on so-called critical energy minerals.

Industry Leaders

MP Materials (NYSE: MP)

The only operating mine in North America
\$3.8B USD Market Cap
Public Through Chamath Palipathya SPAC

Lynas Rare Earths (ASX: LYC)

First Rare earth refinery to be built in North America, shifting away from China.
\$7.2B Market Cap.
\$258M contributed from US government.

Domestic Opportunity

- ✓ 3 – 100% owned properties in Canada, with strong community, government, and first nations support.
- ✓ Hecla-Kilmer – Apatite-hosted REE + Niobium project In Northern Ontario, featuring **world-class infrastructure including 180MW hydroelectric generation station ~20km from the deposit and an active railway**
- ✓ Hecla-Kilmer has demonstrated excellent metallurgical results, confirming that the Apatite-hosted **mineralization is highly leachable under low-temperature, low-acid conditions.**
- ✓ TREO Project in British Columbia exhibiting high-grade at-surface mineralization just 300 meters to known Defense Metal's Carbonatite-hosted REE deposit.
- ✓ Proven team to further target and develop high-value assets in safe and stable jurisdictions.
- ✓ Government-backed tax incentives for the development of Critical-Mineral assets, including all projects in Neotech's portfolio.
- ✓ World-class infrastructure to access clean, renewable energy for production, along with road, rail, and local labour pools with experienced and pro-resource communities.

Notes:

- <https://www.reuters.com/markets/commodities/chinas-rare-earths-dominance-focus-after-mineral-export-curbs-2023-07-05/>
- <https://www.whitehouse.gov/briefing-room/statements-releases/2023/03/24/joint-statement-by-president-biden-and-prime-minister-trudeau/>

The Power of REE Drives Global Economies

Rare Earth Elements (REE) Applications

AGRICULTURE

- Farm Equipment Motors
- Fertilizers

AUTOMOTIVE

- Vehicle motors
- Catalytic converters

AEROSPACE/ DEFENCE

- Plane motors
- Submarines
- Guidance equipment
- Thermal barrier coatings

CHEMICALS/ CATALYSTS

- Optical-quality glass
- Air pollution control

HEALTHCARE

- MRI scanners
- CT scanners

ELECTRONICS

- Computer screens
- Smartphones
- Hard drives
- Semiconductors

POWER GENERATION

- Wind turbines
- Electric vehicles

REE Global Production 2022

		Other		
70%	14.3%	6%	5.7%	4%
China	North America	Australia	Myanmar	

REE Global Reserves (estimates) 2022

33%	16.9%	16.1%	16.1%	14.7%	2.4%
China	Vietnam	Brazil	Russia	Other	North America

China Dominates, Restricts, and Controls the Market

MINING

China accounted for 70% of world mine production of rare earths in 2022, followed by the United States, Australia, Myanmar and Thailand, United States Geological Survey (USGS) data shows.

PROCESSING

China is home to at least ~85% of the world's capacity to process rare earth ores into material manufacturers can use, according to research firm Adamas Intelligence in 2019.

EXPORTS

Chinese exports of rare earths have declined. The country exported 20,987 metric tonnes in the first five months of 2023, down 4.4% year-on-year, Chinese customs data showed.

China exported 48,728 metric tonnes of rare earths in 2022, down 0.4% year-on-year.

The United States sources most of its rare earth imports from China, but that dependence has eased to 74% between 2018 and 2021, from 80% during 2014 to 2017.

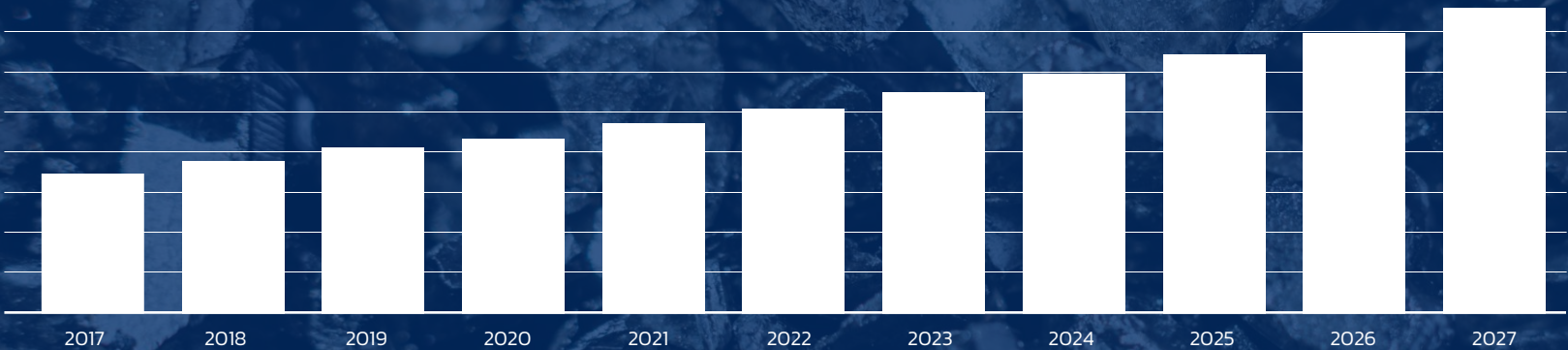
Source:

<https://www.reuters.com/markets/commodities/chinas-rare-earths-dominance-focus-after-mineral-export-curbs-2023-07-05/>



Market Scope

Market Size Outlook (USD Million)

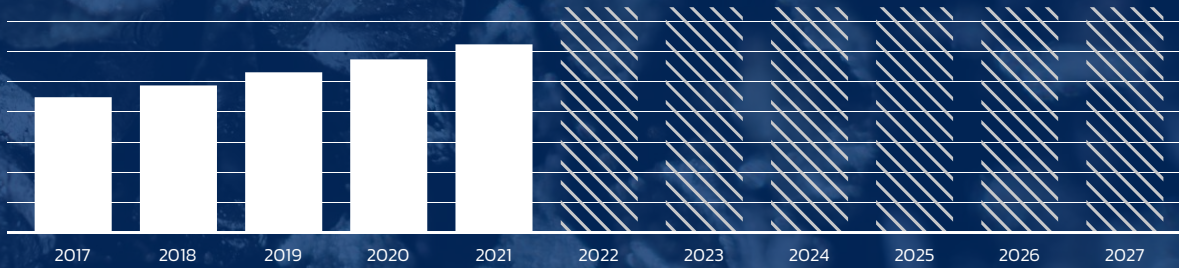
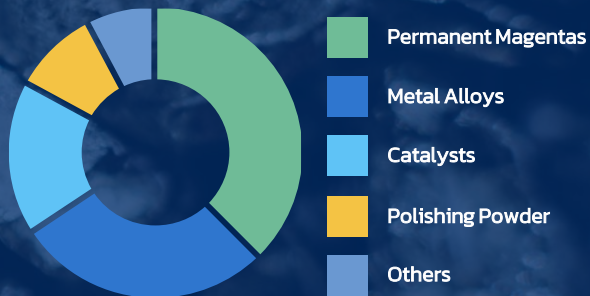


2017: USD \$6,898.00



Rare Earth Metals Market

Share by Application (USD Million)



Permanent Magnets Segment

2017 : USD **1,972.83** Million

Supply Chain Headlines

Energy Resources Governance Initiative (ERGI)

Canada and the U.S. signed a Memorandum of Understanding confirming Canada's participation in the U.S.-led initiative as part of a multi-pronged strategy by Washington to break free of China's near-monopoly on so-called critical energy minerals.

US Government announces Canadian companies can be eligible for the Defence Production Act that will be awarded as Grants, not Loans, to companies that can help secure domestic REE supply.

Sources: <https://www.whitehouse.gov/briefing-room/statements-releases/2023/03/24/joint-statement-by-president-biden-and-prime-minister-trudeau/> and <https://www.cbc.ca/news/politics/critical-minerals-biden-trudeau-1.6790933> and <https://www.cbc.ca/news/world/u-s-military-mining-projects-canada-1.6649522>

Three Strategic Objectives:

1. Engage resource-rich countries on responsible energy minerals governance.
2. Support resilient supply chains.
3. Meet the expected demand for clean energy technologies.

Source: <https://ca.usembassy.gov/united-states-and-canada-sign-memorandum-of-understanding-on-critical-energy-minerals/#:~:text=The%20new%20MoU%3A%201>

Canada and USA to partner in semiconductor "chip Corridor" between the two countries

Sources: <https://globalnews.ca/news/9403453/trudeau-three-amigos-semiconductors-north-america/> and <https://www.reuters.com/technology/us-canada-plan-north-american-chip-corridor-starting-with-ibm-expansion-2023-03-24/>

Malaysia to ban exports on rare earths

Source <https://www.bnnbloomberg.ca/malaysia-seeks-to-develop-ban-on-exports-of-rare-earths-1.1969758>

“

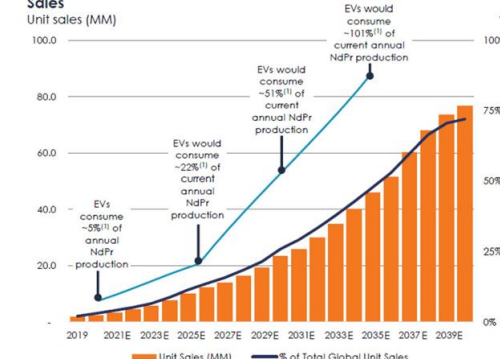
The Canadian government will spend C\$250 million

on its domestic semiconductor industry to boost research and development and manufacturing, the prime minister's office said in a statement.

”

ELECTRIC VEHICLES A Driver for Rare Earth Demand

Global Electric Vehicle Units Sales / % of Global Total Vehicle Unit Sales



Source: MP Materials, Morgan Stanley, CRU

- An electric vehicle (EV) uses 1kg to 3kg of neodymium-iron-boron (NdFeB) magnets in standard drivetrain motors.
- NdFeB magnets are 93% of all electric vehicles. Tesla, GM, Ford, VW, Hyundais, Toyota and others build vehicles using these magnets.
- Every ten million new EV's require ~10,000 tonnes of additional neodymium or ~20% of current annual global supply. Over 70 million electric vehicles are expected to be sold when internal combustion engine vehicles are phased out.

Source: MP Materials, Morgan Stanley, CRU

Rare Earth Elements (REEs)

CRITICAL USES

Companies directly affected by the Rare Earth market and Supply Chain.

- Nvidia, Taiwan semi-conductor, Intel are the largest semiconductor manufacturers and heavily rely on REE to keep up with the massive demand, especially due to AI
- Apple, Microchips and semiconductors
- Tesla, Magnets for electric vehicles and microchips in cars
- Open Ai, heavily use semiconductors to power their technologies

SEMICONDUCTOR MANUFACTURING: Rare Earth Metals like cerium, lanthanum, and yttrium are used in the production of semiconductor materials and wafers. These elements help improve the performance and reliability of semiconductor devices.

MAGNETIC STORAGE: Neodymium-based magnets are used in computer hard drives, contributing to high storage density and faster data access.

CRT MONITORS: Cerium and europium are used in the phosphors of cathode-ray tube (CRT) monitors, which were once widely used in computer displays.

LED DISPLAYS: Europium and terbium are used in the production of phosphors for LED displays, improving color quality and energy efficiency in computer monitors and TVs.

LASER TECHNOLOGY: Neodymium-doped lasers are used in various computer-related applications, such as laser printers, barcode scanners, and optical communication systems.

HIGH-PERFORMANCE COMPUTING: Some rare earth elements may find applications in high-performance computing (HPC) systems due to their unique magnetic and electrical properties, which can enhance processing capabilities.

ELECTRIC VEHICLE MOTORS: Rare Earth Metals, especially neodymium and dysprosium, are crucial in the production of electric vehicle motors. These motors are essential components in electric cars and contribute to their energy efficiency.

BATTERY TECHNOLOGIES: Some Rare Earth Metals, like lanthanum and cerium, are used in battery technologies. While this is not limited to computers, they can be found in rechargeable batteries used in laptops and other portable electronic devices.

OPTICAL COMPONENTS: In the field of optics, Rare Earth Metals are used in various components such as laser crystals, optical lenses, and prisms, contributing to the precision and performance of optical devices used in computers and telecommunications.

SUPERCONDUCTORS: Some Rare Earth Metals are used in the development of high-temperature superconductors, which can have applications in advanced computing technologies, including quantum computing.

ELECTRONIC SENSORS: Rare Earth Metals can be used in sensors and detectors, which are vital for various computer-related applications, including environmental monitoring, security systems, and industrial automation.

DATA STORAGE: In addition to hard drives, Rare Earth Metals are used in other forms of data storage, such as magnetic tapes and optical discs, contributing to archival and long-term data preservation.

MANUFACTURING AND PACKAGING: Rare Earth Metals are used in the manufacturing and packaging of electronic components, ensuring the reliability and longevity of computer hardware.

Projects Overview



Assets and Exposures

Hecla-Kilmer Rare Earth and Niobium Project, Ontario

District-scale, drill tested + confirmed Apatite-hosted Rare Earths advancing towards maiden resource estimate. Recent metallurgical results confirm high-leachability of Apatites, paving a possible route towards first-ever rare earth domestication.

TREO Rare Earth Project, Central British Columbia

Adjacent to Defense Metal's Wicheeda Deposit. With high-grade mineralization just 200m from their proposed mine, this project bolsters excellent drill targets with a nearby advanced-stage (Feasibility Study Completed 2025) Rare Earth project.

High grade results include *29.97% TREO and 2.9% Nb₂O₅* from outcrop.

Foothills Rare Earth Project, Southern British Columbia

Achieving some of the highest stream sediment results for rare earths in British Columbia, Neotech teams have been exploring this grass-roots project acquired in 2024 for the source of the anomalous results. More programs are expected.



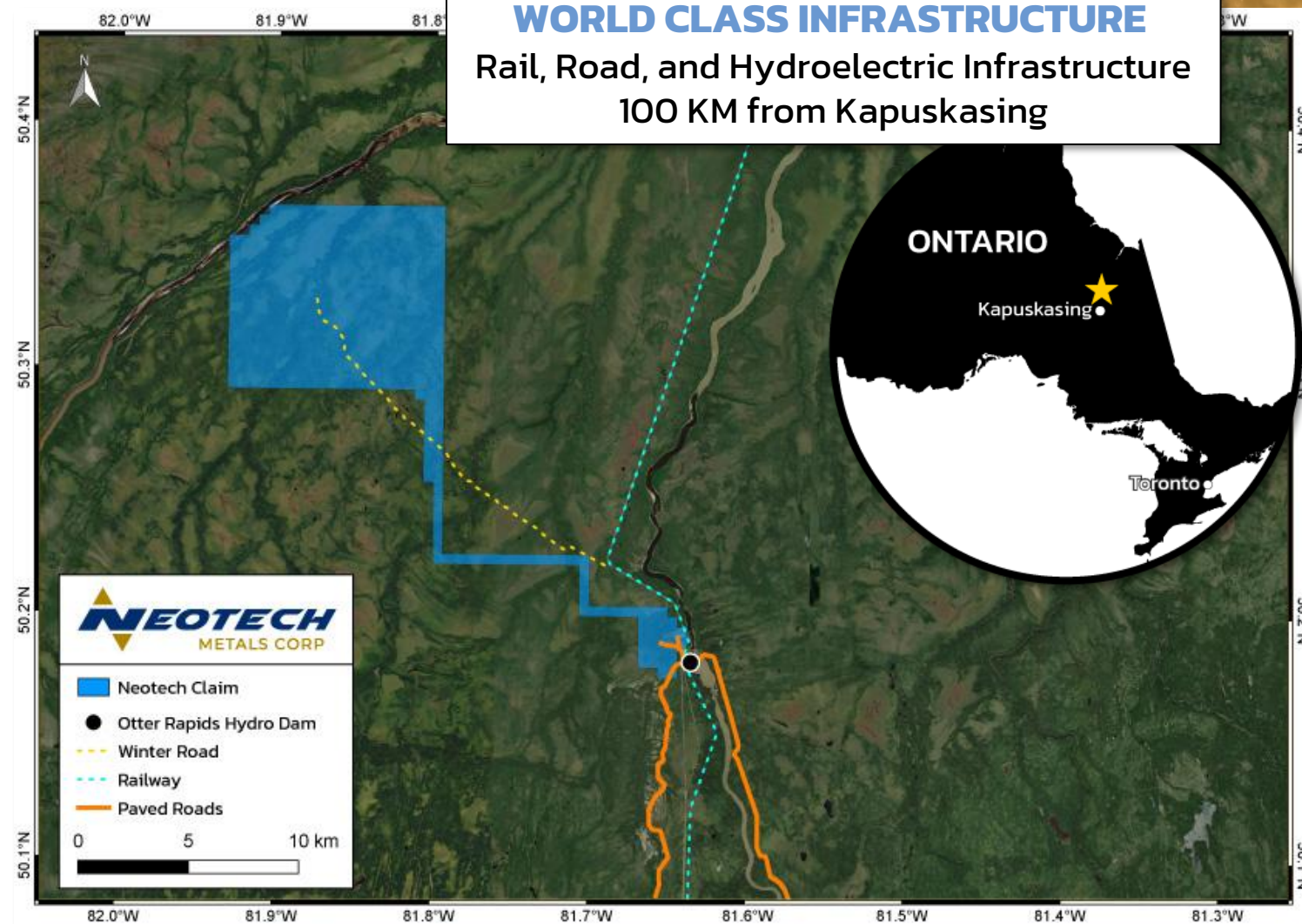
Hecla-Kilmer: Apatite-hosted REE-Nb-Phosphate Project Ontario

- April 1, 2025 – metallurgical results confirm leachability of REE bearing apatites at **just 50°C** and low-concentration HCL acid (36%)
- A district-scale exploration opportunity spanning more than 3 kilometers, featuring multiple drill-confirmed zones with broad, near-surface mineralization exposed at bedrock.
- Notable results include **361m of 1.02% TREO (20% PMREOs) and 0.13% Niobium Oxide (N2O5)**, 86m of 1.06% TREO, 342m of 0.5% TREO including 54m of 1.06% TREO, **all holes started mineralization from bedrock surface.**
- Significant high-grade volcanic Phosphate (7%+ intercepts) component that can be blended with lower-grade sedimentary-derived phosphates to upgrade product for export.

TREO is the summation of $Ce_2O_3 + La_2O_3 + Pr_2O_3 + Nd_2O_3 + Sm_2O_3 + Eu_2O_3 + Gd_2O_3 + Tb_2O_3 + Dy_2O_3 + Ho_2O_3 + Er_2O_3 + Tm_2O_3 + Yb_2O_3 + Lu_2O_3 + Y_2O_3$

PMREO is the sum of high-value rare earth oxides used in permanent magnet motors and turbines used in electric vehicles and wind turbines ($Pr_2O_3 + Nd_2O_3 + Tb_2O_3 + Dy_2O_3$). The % Magnet REO is this PMREO sum divided by TREO and expressed as a percent.

WORLD CLASS INFRASTRUCTURE
Rail, Road, and Hydroelectric Infrastructure
100 KM from Kapuskasing



Hecla-Kilmer: Leachable Apatites, processing solutions



Floatation Recoveries:

Element	Recovery %	Element	Recovery %
La	74.5	Ho	80.2
Ce	74.1	Er	76.3
Pr	74.9	Tm	81.1
Nd	76.2	Yb	74.2
Sm	76.8	Lu	70.5
Eu	77.8	Y	79.1
Gd	78.9	P ₂ O ₅	89.1
Tb	77.2		
Dy	78.1	TREO (Average)	75.00

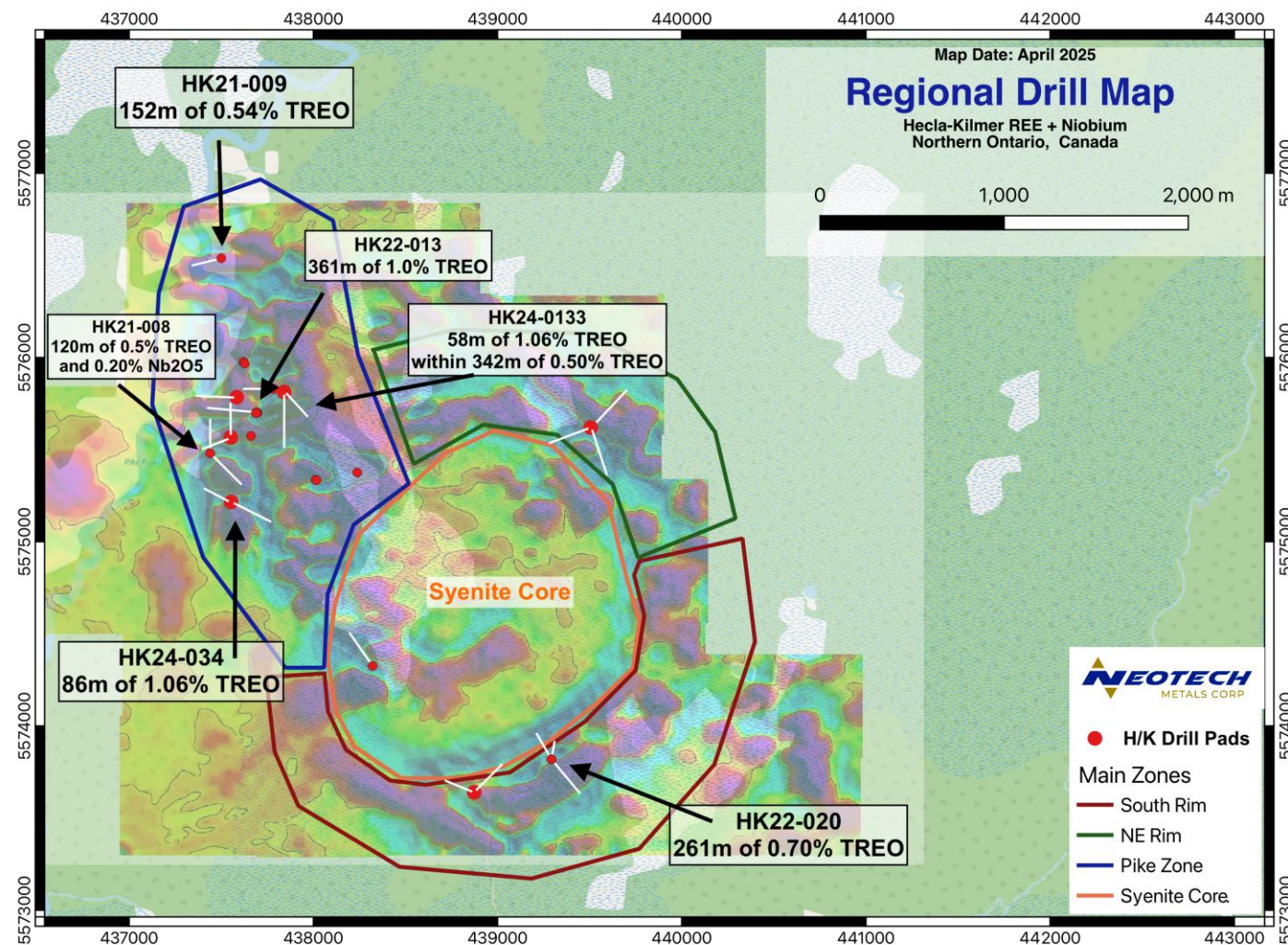
Leaching Recoveries:

La	95.7	Ho	98.9
Ce	96.2	Y	99.4
Pr	96.2	Er	98.8
Nd	96.5	Tm	98.7
Sm	97.7	Yb	98.7
Eu	98.4	Lu	98.8
Gd	98.5	Sc	100
Tb	97.4	P	100
Dy	98.1		

- First pass metallurgical study revealed over 75% TREO recovery, with Apatite-hosted REEs being easily leached in **~6 hours at 50°C**.
- Huge advantage to other deposits in North America/Europe with Monazite-Bastnäsite-Steenstrupine minerals that require high-temp acid baking (200–600°C) for sustained periods of time, upwards of *250 hours*.
- With over 96% of rare earth elements successfully leached into solution, Hecla-Kilmer demonstrates that apatite-hosted REEs could represent the first viable, domestically produced source in North America—thanks to their low-impact, rapid leach characteristics.
- With a high proportion of permanent magnet rare earth oxides (PMREOs), TREO values at Hecla-Kilmer translate directly into meaningful project value.
- Ongoing metallurgical testing is expected to further optimize leach times, improve recoveries, and enhance beneficiation processes.

Hecla Kilmer – Size Matters

- Large **3.5 x 3 km** magnetic anomaly with multiple drill-confirmed zones starting at **bedrock surface**.
- **District-scale** footprint with bulk-tonnage potential.
- Zones remain open with clear step-out targets and untested magnetic anomalies.
- Early-stage results highlight potential for scalable, multi-zone development.



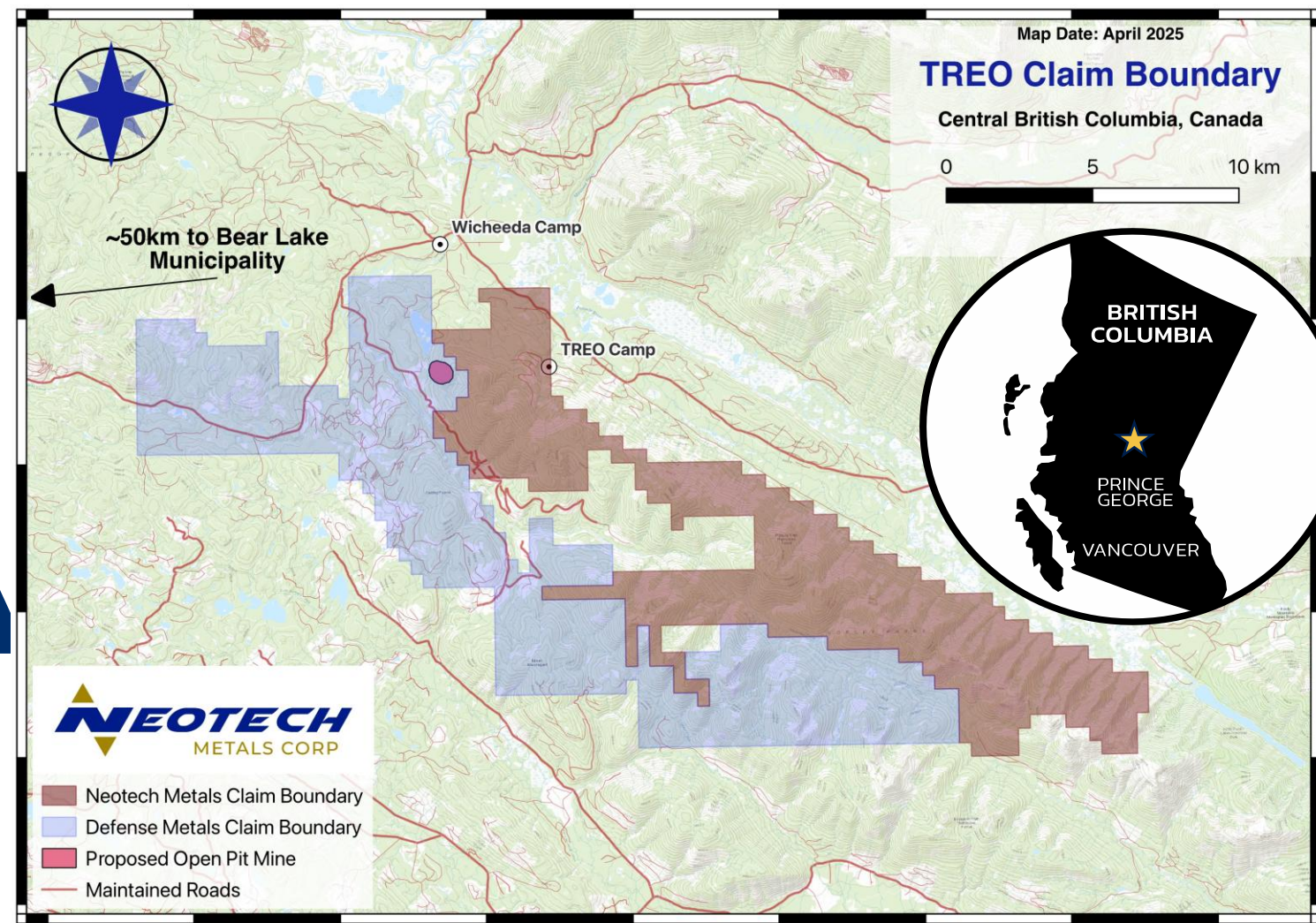
The TREO Project

Neotech Metal's TREO Property, just 85 kilometers to the city of Prince George, covers 39 claims contiguous to the Wicheeda Carbonatite Rare Earth discovery. Exploration started in the 1980's and have continued to this day.

"We have amassed copious knowledge from regional programs, allowing us to expedite drill targets based on both publicly published geological data, and our own data to confirm and expand known zones"

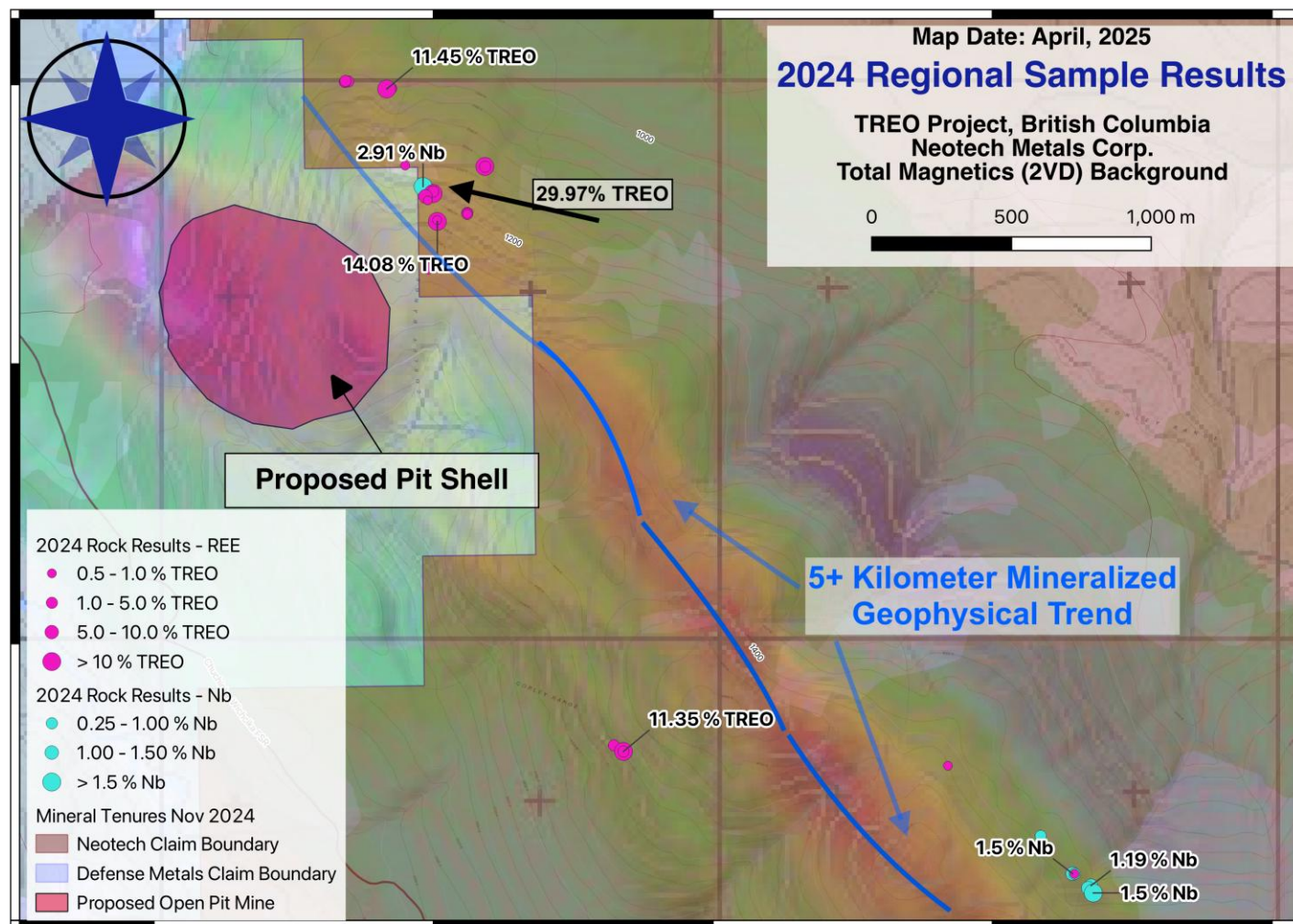
--Reagan Glazier, CEO

- Drill Ready with robust targets.
- Significant industrial activity in region (logging and sawmill lumber processing, hydroelectricity station, mineral exploration etc.).
- 100% wholly-owned asset.
- Year-round road accessible.



TREO Regional Results

TREO is contiguous to Defense Metal's Wicheeda Carbonatite deposit, featuring historical* and continuous geophysical and geochemical trends over kilometer-long structures.



2025 TREO Project Plans

- Fully funded + permitted drill program for summer 2025.
- Ongoing regional sampling to enhance discovery potential and refine drill targets.
- Active engagement with local communities and First Nations to support sustainable development.

2025 Exploration Season

THE WORKPLAN

✓ TREO Drill Program (Fully Funded)

Up to 1,500-meter drill program testing high-grade at surface mineralized zones to test for continuity and size.

✓ Hecla-Kilmer Diamond Drill Program

Drill testing deep + peripheral targets with intent to establish a maiden resource and advance towards milestone PEA.

✓ Ongoing Metallurgical and Process Testing

Working on optimization of beneficiation, leaching and pilot plant design for bulk sample testing.



Management

Reagan Glazier CEO, DIRECTOR

Mr. Glazier is a mineral exploration executive with over 15 years of gold, copper, base metal, and rare-earth exploration experience in North and South America. Born and raised in Northern British Columbia, he brings a strong technical background and hands-on experience in grassroots and discovery-stage exploration projects. He currently sits on the boards of Freegold Ventures Ltd., Starr Peak Mining Ltd. and is the CEO and President of Pacific Bay Minerals Ltd. He holds a Bachelors of Science in Geology from the University of Calgary.

Philip Ellard CPA, CFO

Philip Ellard is a designated CPA with a Bachelor of Commerce Honours from the University of British Columbia. His expertise includes providing financial reporting, go-public, taxation and regulatory support services. Philip also sits as a CFO for MiMedia Holdings (TSX-V: MIM), and Newpath Resources Inc. (CSE: PATH). Previously, Philip worked as an accountant with Smythe LLP and Morgan & Company LLP, two public accounting firms in Vancouver, B.C., providing audit and taxation services to private and public companies.

Jared Galenzoski P.Geo , VP Exploration

Mr. Galenzoski has an extensive background in mining and exploration, including project management and operations in both regional and international settings, including VP roles at Buffalo Potash Corp., Continental Potash Corp., and is the President of Fides Strategic Resource Management Ltd. His experience in both private and publicly traded companies makes him an invaluable leader in managing both small and large-scale developments of mining projects with the best possible standards.



Directors and Advisors

João Alexandre Vieira

DIRECTOR

Mr. Vieira has been involved in mining exploration for over 15 years, bring experience in prospecting, property evaluation, exploration and development. His professional background includes operating business in Brazil, as well as North America, Africa, and Europe. His extensive network of mining-related individuals will be utilized to help lead Neotech in its endeavors. He holds a BBA from Anhembi Morumbi University.

Bob Krause

DIRECTOR

Mr. Krause has over 30 years of industry experience as a geologist having worked extensively in North, Central and South America with an emphasis on geochemistry and exploration geology in, epithermal gold deposits, disseminated gold deposits, porphyry copper-gold deposits, and magmatic nickel-copper-PGE deposits. Mr. Krause is an exploration and project geologist having served as vice-president of exploration for numerous junior mining companies on three continents, also holding numerous directorships of public mining companies.

Brian Thurston

P.GEO, DIRECTOR

Mr. Thurston has over 29 years' experience working as a geologist around the globe including North and South America, Africa and India. He has experience working on projects from grass roots to feasibility level. Mr. Thurston transitioned from geologist to corporate positions in 2004 and has founded several public companies and held positions of director and officer, as well as served on multiple committees including audit, disclosure, and corporate governance. Mr. Thurston was President and CEO of Lion Energy Corp. from 2007 to 2011 raising over \$30M before a friendly takeover was successfully completed by Lundin's Africa Oil Corp. He holds an Honours Bachelor of Science degree in Geology from the University of Western Ontario.

Ikram Osmani

P.GEO, SPECIAL ADVISOR

Ikram Osmani has over 35 years of experience in mineral exploration, resource development, research, and corporate experience since graduating from the University of Windsor in 1982. With international experience, his knowledge and insight along with due diligence and evaluation has been valuable to growing out Neotech's portfolio of assets.

Dr. David James Turner

PhD, P.GEO, SPECIAL ADVISOR

Dr. Turner is renowned for his extensive expertise in geosciences, particularly in the realm of REEs and strategic metals. His 2+ decade career is distinguished by notable achievements and contributions in both industry and academia. Dr. Turner holds a PhD in Geological Sciences from the University of British Columbia, which further bolsters his deep scientific understanding the fields of mineralogy and geochemistry which are highlighted in his many publications.

Capitalization Summary



SHARE STRUCTURE

Issued & Outstanding*	61,873,668
Warrants	16,091,357
Options/RSU	3,083,334
Fully Diluted	81,022,231

*Includes 5,509,090 for TREO Property Acquisition

PROFILE

Ticker Symbols:	CSE: NTMC OTCQB: NTMFF FSE: V690
Year End:	June 30
CUSIP:	64064Y104
WKN:	A3EXTU
ISIN:	CA64064Y1043
Industry:	Mining
Listing date:	March 17, 2023
Auditor:	Davidson and Company LLP
Transfer Agent:	Odyssey Trust

Conclusion

- ▲ The rare earth market stands at the nexus of key technological and sustainable trends, including AI, electric vehicles (EVs), wind turbines, solar panels, semiconductors, and microchips, making it a linchpin in the global technological ecosystem.
- ▲ In the age of AI, rare earth magnets and phosphors, derived from elements like neodymium, praseodymium, yttrium, and europium, play vital roles. They enhance processing speed in AI hardware and ensure vibrant displays in advanced computing systems.
- ▲ EVs are pivotal in the transition to green transportation. Permanent magnets, primarily composed of neodymium and praseodymium, are essential for EV motor construction. As the world shifts to EVs for reduced carbon emissions, the demand for these REEs is poised for exponential growth.
- ▲ Wind turbines, critical for renewable energy, utilize neodymium-based magnets, and the solar industry benefits from cerium in solar panel production. Both sectors are experiencing rapid expansion as countries aim to meet renewable energy targets.
- ▲ In the semiconductor and microchip industries, rare earth elements like yttrium and europium are essential in chip manufacturing processes, especially for LED technology and phosphors used in display screens.
- ▲ The convergence of these technologies and the global shift towards sustainability underlines the rare earth market's significance. It will not only scale but also diversify to meet the growing demand from these sectors, solidifying its role in advancing green energy, technological innovation, and the global supply chain.
- ▲ Near-term developments for the company include *closing of Hecla-Kilmer transaction, up to 5,000m drill program (fully funded), 2nd phase metallurgical work, results from assays from 2 regional sampling programs, additional property announcements*



Rare Earth
Domestic
Potential
UNLOCKED

THANK YOU

Neotech Metals Corp.
220-333 Terminal Avenue
Vancouver, BC V6A 4C1 Canada

reagan@neotechmetals.com

www.neotechmetals.com

CSE: NTMC | OTCQB: NTMFF | FSE: V690

The scientific and technical content in this material has been reviewed and approved by Jared Galenzoski, P. Geo., who is a "qualified person" as defined by National Instrument 43-101 –Standards of Disclosure for Mineral Projects

@2025 Neotech Metals Corp.